

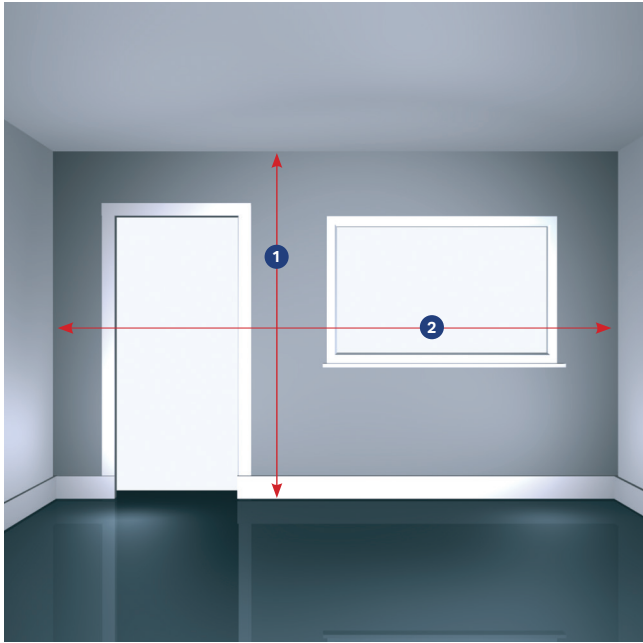


How to measure your kitchen

How to measure your kitchen

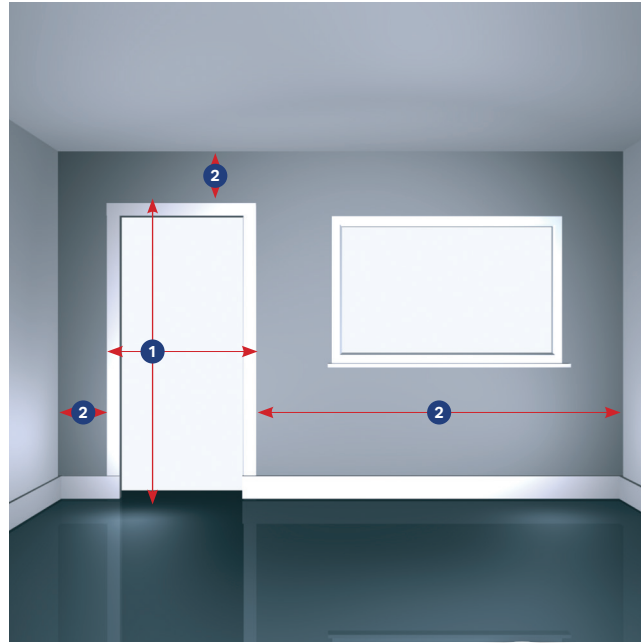


Measure in millimetres (mm) as this provides the most accurate measurements



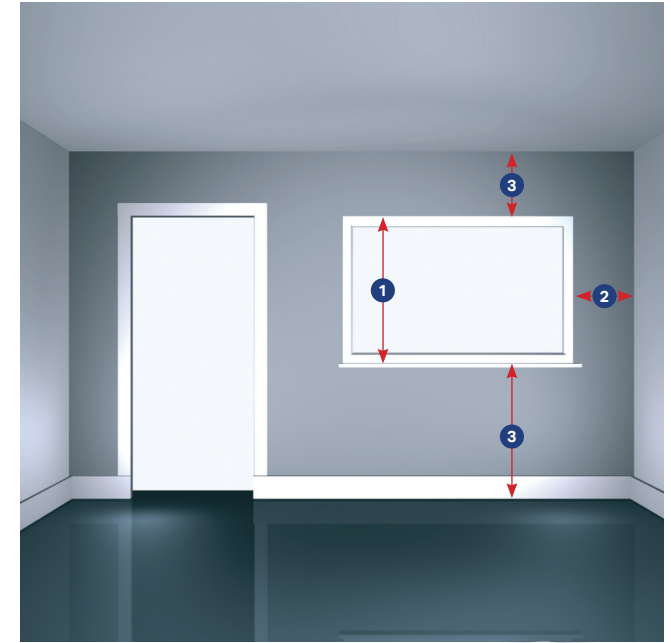
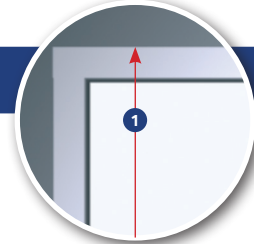
Walls

1. Measure your walls from floor to ceiling.
2. And then measure your walls from corner to corner.



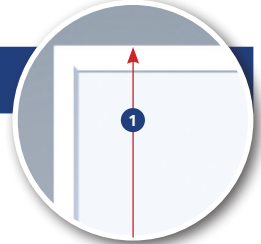
Doors

1. Measure each door or opening from edge to edge. Include any frame or architrave in your measurements.
2. Measure the position of any doors or openings from the corners of the room and from the ceiling down to the top of the frame, architrave or opening



Windows

1. Measure the height and width of each window including the surrounding frame
2. Measure the position of each window from the corner of the room
3. Measure the windows from the floor up to the bottom of the frame and from the ceiling down to the top of the frame.



How to measure your kitchen

Sketch out your kitchen from above, showing the position of:

- Light switches
- Plug sockets
- Your cooker and extractor fans
- Your sink and your stopcock
- Radiators
- Any beams in the ceilings
- Any partition walls
- Any steps



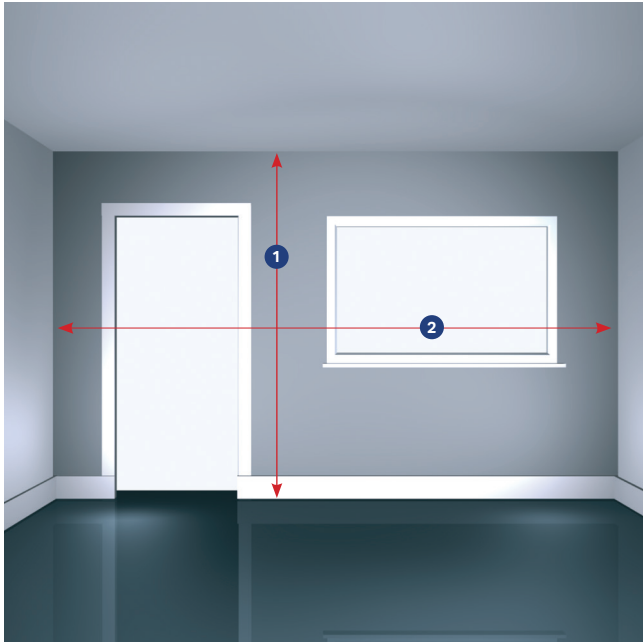
A modern bathroom with a white freestanding bathtub, a toilet, and a sink. The walls are covered in light-colored tiles, and there is a skylight in the ceiling. A black shelf holds various decorative items, including a framed picture, a spiral sculpture, and a candle. A mirror is mounted on the wall above the sink.

How to measure your bathroom

How to measure your bathroom

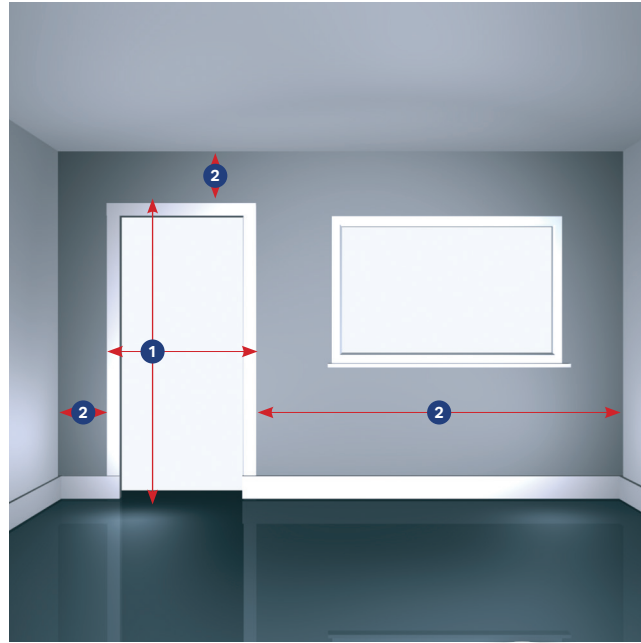


Measure in millimetres (mm) as this provides the most accurate measurements



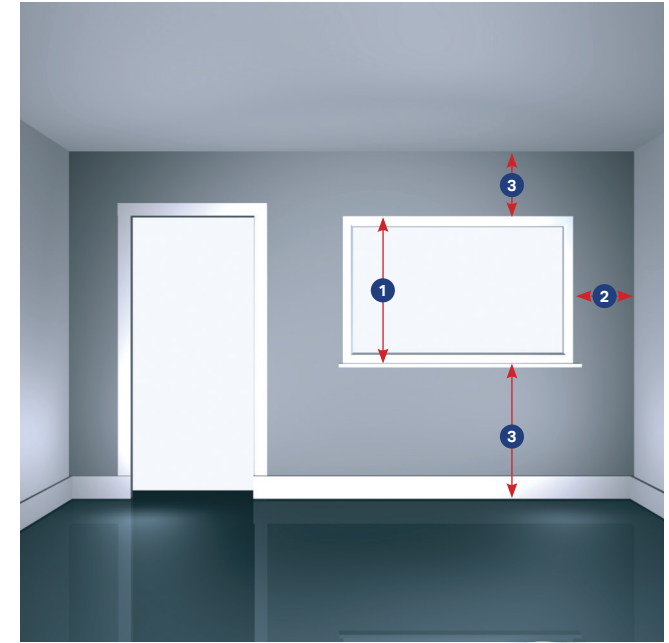
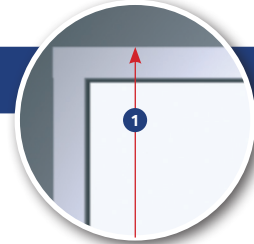
Walls

1. Measure your walls from floor to ceiling.
2. And then measure your walls from corner to corner.



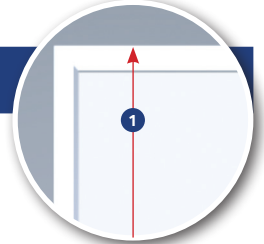
Doors

1. Measure each door or opening from edge to edge. Include any frame or architrave in your measurements.
2. Measure the position of any doors or openings from the corners of the room and from the ceiling down to the top of the frame, architrave or opening



Windows

1. Measure the height and width of each window including the surrounding frame
2. Measure the position of each window from the corner of the room
3. Measure the windows from the floor up to the bottom of the frame and from the ceiling down to the top of the frame.



How to measure your bathroom

Sketch out your kitchen from above, showing the position of:

- Light switches
- Plug sockets
- Your bath
- Your shower
- Your toilet / bidet
- Your sink
- Any beams in the ceilings

